






18.5.20	Reading, Topic, ILP learning, Spellings, life skills.	Writing	Maths
Monday	<p>Using the Oak National Academy website today we are going to go on a texture treasure hunt! To start the lesson just press play on the video.</p> <p><a href="https://www.thenational.academy/year-2/foundation/to-go-on-a-texture-treasure-hunt-year-2-wk2-5">https://www.thenational.academy/year-2/foundation/to-go-on-a-texture-treasure-hunt-year-2-wk2-5</a></p> <p>Start the lesson and follow the activities it tells you to do. You will be creating art by rubbish different items around your home. Make sure to do it in your books or stick the extra piece of paper in.</p>	<p>Today we will be thinking about all the people who are working in hospitals and care homes.</p> <p>Your job today is to write a letter, in your book, to thank them for all of their hard work and dedication during this tricky time.</p> <p>Remember to start your letter correctly, use paragraphs, conjunctions, capital letters, commas, full stops, neat handwriting and make sure to finish your letter correctly.</p> <p>We can't wait to read them!</p>	<p>Using the BBC Bite size website complete the 'Counting tens and ones' home learning lesson. Complete the 'Learn' tab by watching the video.</p> <p><a href="https://www.bbc.co.uk/bitesize/articles/zvtppg8">https://www.bbc.co.uk/bitesize/articles/zvtppg8</a></p> <p>Complete Activity 1 and 2 at home. Then in your book draw these numbers in different ways using your tens and ones.</p> <p><b>64 72 25 69 84 94</b></p>
Tuesday	<p>Today we are going to learn how to be Historians. Historians are people who look at objects from the past to understand what happened.</p> <p><a href="https://www.bbc.co.uk/bitesize/articles/zrb492p">https://www.bbc.co.uk/bitesize/articles/zrb492p</a></p> <p>Watch the video to understand how Historians look at different artefacts. Then complete Activity 3 on your computer. After that look at the image below and write some questions you would like to ask the owner of this artefact. Remember to use question words and a question mark.</p> 	<p>Two weeks ago it was Captain Tom Moore's 100<sup>th</sup> birthday! He did something pretty incredible to raise money for the NHS and to help us all.</p> <p>Research Captain Tom Moore and answer the following questions:</p> <p>What did he do to raise money?  How much money did he raise?  What did he do when he was younger?  Where in the UK does he live?  What is the name of his song, that went to number 1?</p> <p>Write the answers to these questions in your book and then design Captain Tom Moore a 100<sup>th</sup> Birthday card. Draw and colour it in your books.</p>	<p>Using the BBC Bite size website complete the 'Counting in twos, threes, fives and tens' home learning lesson. Complete the 'Learn' tab by using the slides.</p> <p><a href="https://www.bbc.co.uk/bitesize/articles/znywihv">https://www.bbc.co.uk/bitesize/articles/znywihv</a></p> <p>Then work out what number is missing in these sequences below. Make sure to copy the whole sequence into your book.</p> <p><b>5, 10, __, 20, 25, __, __, 40, __, 50, 55, __, 65, __</b></p> <p><b>80, __, 60, __, __, 30, 20, 10, __</b></p> <p><b>3, __, 9, 12, __, __, 21, __, 27, 30, __</b></p> <p><b>32, __, 28, __, __, 22, __, 18, __, 14</b></p>

<p>Wednesday</p>	<p>Today we are going to revisit our Geography learning from the start of the year. We will be looking at the UK! Watch the videos in the 'Learn' section.  <a href="https://www.bbc.co.uk/bitesize/articles/z42pnrd">https://www.bbc.co.uk/bitesize/articles/z42pnrd</a>          Complete activity 1 and 2 on your computer. Then in your book, draw the flags for the 4 countries of the UK.</p>	<p>We know by now that you will be missing your friends from school and some of you will not have heard from your friends for quite some time. Today you will be writing your best friend a postcard! Let them know how you are feeling, what you have been doing and how much you are missing them. Remember to use the correct punctuation and exciting vocabulary!</p>	<p>Using the Oak National Academy website today we are going to learn about position and direction. To start the lesson just press play on the video and complete the quiz.  <a href="https://www.thenational.academy/year-2/maths/to-describe-the-position-of-an-object-year-2-wk2-3">https://www.thenational.academy/year-2/maths/to-describe-the-position-of-an-object-year-2-wk2-3</a>          Complete the tasks in the lesson in your book.</p>
<p>Thursday</p>	<p>Now you know about the UK, we are going to learn about another European country.          Watch the videos in the 'Learn' tab.  <a href="https://www.bbc.co.uk/bitesize/articles/zk4j7nb">https://www.bbc.co.uk/bitesize/articles/zk4j7nb</a>          Complete Activity 1 and 2.          Write 10 facts you have learnt about this new country in your book.</p> <p>You can even challenge yourself and you can draw the flag of the country and the famous monument of that country, into your book.</p>	<p><i>Today I'm sitting at home,          But I don't feel alone!          I'm with all my family and I can speak to my friends,          I am staying at home because that is what the NHS recommends.          I am happy, safe and well,          Soon this will be over – I can tell!</i></p> <p>I hope you liked the poem about being at home and staying safe. Now you are going to try and write a poem, in your book, about staying at home and keeping safe. You can challenge yourself by trying to make it rhyme and by illustrating your poem.</p>	<p>Using the BBC Bite size website complete the 'How to use simple data tables' home learning lesson. Watch the video and then complete the following activity.  <a href="https://www.bbc.co.uk/bitesize/topics/zv2mn39/articles/z3c2gdm">https://www.bbc.co.uk/bitesize/topics/zv2mn39/articles/z3c2gdm</a>          Look inside your food cupboard and complete a graph to show the different amounts of food you have. Draw it into your book. It might look something like this:</p> 

<p>Friday</p>	<p>Today we are Scientists and we will be looking at 'The Seasons' and 'Day and Night'. Using BBC Bite size complete the 'Introduction to seasons and day and night' home learning lesson. Complete the 'Learn' tab by watching the two videos.  <a href="https://www.bbc.co.uk/bitesize/articles/zk9mxyz">https://www.bbc.co.uk/bitesize/articles/zk9mxyz</a>          Complete Activity 1 and 2 on the computer.          Now you can challenge yourself by designing a poster, in your book, to tell your teachers about the 4 different seasons.          Use pictures and key information.</p>	<p>Now it is your turn to dream BIG! Today you will pretend you have £1 million pounds! You can spend your money on anything you want, what will it be? You could buy toys, help your family, buy a big house, give it to charity or visit different places around the world. Today you need to create a list of all the things you would buy if you were give £1 million pounds. Ask the other people in your house as well. We can't wait to see how you would spend your money. You can challenge yourself by drawing a picture of yourself surrounded by all the things on your list!</p>	<p>Complete these problems in your book.</p> <p><b>1</b> Sam has these bread rolls to sell.</p>  <p>He sells 4 of the bread rolls.          How many does he have left?</p> <p><b>2</b> Emma has 3 tins of paint.</p>  <p>Each tin contains 5 litres of paint.          Emma uses 7 litres of paint.          How many litres of paint does Emma have left?</p> 
---------------	---	---	---