





## FS2 Home Learning/ Week Beginning 13.4.20

<p><b>Monday</b> Use your toys to tell a story. Draw a picture of where your characters live. <u>Parents:</u> Talk about the different characters. What happens to each one? Who is their favourite character? Why?</p>	
<p><b>Tuesday</b> How many red things can you find in your house? Put them in a line and count them. <u>Parents:</u> Make sure your child touches each object as they count saying 1 number name for each object. Ask your child to tell you what is 1 more than the number they counted. What is 1 less?</p>	
<p><b>Wednesday</b> Do some baking today. <u>Parents:</u> Talk about what you do first, next and last. Talk about how much of each ingredient you use? Let your child count the spoonful's of ingredients. Enjoy eating together and talk about what you can cook together next time! Email your teachers a photo of your cooking.</p>	
<p><b>Thursday</b> Think about a favourite trip or holiday. Draw a picture of it and write a sentence about where you went. Don't forget to use your sound mat to help you write all the sounds you've learnt at school. <u>Parents:</u> Encourage your child to talk about what you did there and what their favourite bit was.</p>	
<p><b>Friday</b> Make a pattern using some coins, for example, 5p 10p 5p 10p 5p 10p. Can you make another pattern using different coins? Can you challenge yourself and make a pattern with 3 different coins? <u>Parents:</u> Talk to your child about the different values of the coins. Which is worth the most/least?</p>	