










Week 1 Easter Holiday Activities – Remember to enjoy your holidays and have a relaxing two weeks!

Easter Holidays Week 1 Wb 6.4.20	Topic	Reading/Writing	Maths
<p><b>Monday</b></p>	<p><b>What is Easter?</b></p> <p>On Sunday, Christian's around the world will be celebrating Easter. Watch these videos about how Christians celebrate Easter.</p> <p><a href="https://www.bbc.co.uk/cbeebies/watch/lets-celebrate-easter">https://www.bbc.co.uk/cbeebies/watch/lets-celebrate-easter</a> (or type into google 'cbeebies let's celebrate Easter' and select the top option)</p>	<p><b>Celebrations</b> What do you celebrate? You might celebrate Easter, Christmas, Diwali, Eid, weddings or birthdays. Draw a picture of a time you and your family celebrated a special time.</p> <p><b>Challenge:</b> Write a few sentences to tell me about a time you celebrated and how you celebrated it!</p>	<p><b>Easter Bunny Jumps</b></p> <p>Jump on the spot and count to 30. Hop on one leg and count backwards from 30.</p> <p><b>Challenge:</b> Hop on the other leg and count in groups of 10 to 100. 0, 20, 30, 40...</p>
<p><b>Tuesday</b></p>	<p><b>Easter Eggs</b> During Easter, people give gifts of chocolate eggs. Draw and design your own Easter egg.</p>  <p><b>Challenge:</b> Ask somebody you live with to hide your egg somewhere in your house and then go on a hunt to find it!</p>	<p><b>My Family</b></p> <p>Easter is a time where Christians spend time with their family. We are all spending a lot of time at home at the moment with our family.</p> <p>Write a special message to everyone in your house to tell them why they are fantastic.</p> <p>You could tell them that they are fantastic because they are funny and make you laugh or that they are fantastic because they help you to learn at home.</p>	<p>If Miss Roome buys <b>12</b> chocolate Easter eggs and Miss Smith buys <b>6</b> Easter eggs, how many do they have <b>altogether</b>?</p> <p>You could draw the eggs to help you answer the question.</p>  <p><b>Challenge:</b> Miss Singh buys 7 more eggs. How many eggs do all the teachers have altogether?</p>

<p><b>Wednesday</b></p>	<p><b>Easter Bunny</b> Draw your own Easter bunny.</p> 	<p><b>Rabbit information</b> Find out information about rabbits. Write a list of facts that you have learnt about rabbits.</p> <p><a href="https://www.youtube.com/watch?v=0dWkMaynGkk">https://www.youtube.com/watch?v=0dWkMaynGkk</a> (or search in YouTube 'rabbits! learn about rabbits for kids')</p> <p><a href="https://www.youtube.com/watch?v=0e1mXp8BNEY">https://www.youtube.com/watch?v=0e1mXp8BNEY</a> (or search in YouTube 'rabbit all things animal')</p>	<p>The Easter bunny had <b>24</b> eggs but he gave away <b>10</b> of his eggs. How many eggs does he have <b>left</b>?</p> <p>You could draw the eggs and cross out how many he gave away to help you answer the question.</p> 
<p><b>Thursday</b></p>	<p><b>Cosmic Yoga – Peter Cottontail</b></p> <p><a href="https://www.youtube.com/watch?v=MEp9euhuu2E">https://www.youtube.com/watch?v=MEp9euhuu2E</a></p> <p>(Or type into YouTube 'Cosmic yoga peter cottontail' and select the top result)</p>	<p>Watch this story about Peter Rabbit.</p> <p><a href="https://www.youtube.com/watch?v=EuTIQCGxE5Y">https://www.youtube.com/watch?v=EuTIQCGxE5Y</a> (or type in YouTube 'peter rabbit book' and select the top result)</p> <p>Draw and label Peter Rabbit.</p> <p><b>Challenge:</b> Write about your favourite part of the story and why you enjoyed it.</p>	<p><b>Easter egg shape drawing</b> Draw an Easter egg. Decorate it with these shapes: circles, squares, rectangles and triangles.</p> 
<p><b>Friday</b></p>	<p><b>Easter Card</b> Make an Easter card for your family. Be as creative as you like!</p> 	<p>Watch the story about Peter Rabbit again.</p> <p><a href="https://www.youtube.com/watch?v=EuTIQCGxE5Y">https://www.youtube.com/watch?v=EuTIQCGxE5Y</a></p> <p>Do you think Peter Rabbit is a good character? Why?</p>	<p><b>Easter Patterns</b> Draw these patterns and complete them by drawing the next three eggs in the pattern.</p> <ol style="list-style-type: none"> <li>  </li> <li>  </li> <li>  </li> </ol>