



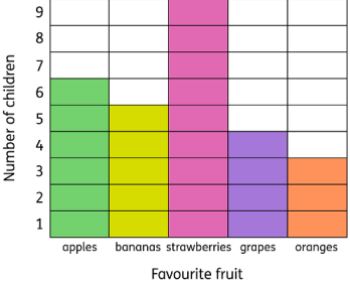





Week 8 11.05.20	TT Rockstars	Arithmetic	Maths	Spelling and Grammar	Main Literacy Activity	Topic																		
<p align="center"><b>Monday</b></p> <p><b>Remember to have some exercise and mindfulness time</b></p>	<p>At least 15 minutes! Remember you can challenge your teacher and your friends as well!</p>	<p>Work out what <math>\frac{1}{2}</math> of each number below is.</p> <p>8 10 20 14 22 48 100 120</p>	<p>This week we are learning about handling data.</p> <div data-bbox="613 368 916 644" style="border: 1px solid green; padding: 5px;"> <p><b>Favourite Animals</b> 🐶 🐱 🐟 🐵 🐯</p> <p>A Year 3 class had a survey to find out which was their favourite animal.</p> <p>To record their results they decided to use a tally chart. Complete the tally chart.</p> <table border="1" style="width: 100%; border-collapse: collapse;"> <thead> <tr> <th style="background-color: #d9ead3;">Animal</th> <th style="background-color: #d9ead3;">Tally</th> <th style="background-color: #d9ead3;">Totals</th> </tr> </thead> <tbody> <tr> <td>Dog</td> <td>     </td> <td></td> </tr> <tr> <td>Cat</td> <td>    </td> <td>6</td> </tr> <tr> <td>Fish</td> <td>     </td> <td>7</td> </tr> <tr> <td>Monkey</td> <td>    </td> <td>6</td> </tr> <tr> <td>Tiger</td> <td>   </td> <td>3</td> </tr> </tbody> </table> </div> <p>Draw the tally chart above and complete it.</p>	Animal	Tally	Totals	Dog			Cat		6	Fish		7	Monkey		6	Tiger		3	<p>Read the words below.</p> <p>heard heart height history imagine important increase interest island knowledge</p> <p>Discuss what each word means. You could use a dictionary to check!</p>	<p>This week we are learning about poetry. Read the poem below.</p> <p align="center"><b>What is Pink?</b></p> <p><i>What is pink? A rose is pink. By the fountain's brink. What is red? A poppy's red In its barley bed. What is blue? The sky is blue Where the clouds float thro' What is white? A swan is white Sailing in the light. What is yellow? Pears are yellow, Rich and ripe and mellow. What is green? The grass is green. With small flowers between. What is violet? Clouds are violet. In the summer twilight. What is orange? Why, an orange, Just an orange!</i></p> <p align="right"><b>Christina Rossetti</b></p> <p>Make a list of all the pairs of words that rhyme.</p>	<p>Look at the story below. It is a story called 'George the Sun Safe Superstar.' <a href="https://www.youtube.com/watch?v=T7ghJsZug60">https://www.youtube.com/watch?v=T7ghJsZug60</a></p> <p>The sun can be amazing but it can also be dangerous. When it is sunny we can protect ourselves by wearing sun cream, a sunhat and sunglasses.</p> <p>Design a pair of sunglasses for each person that lives in your house! Think about what colours they like when you create your designs.</p>
Animal	Tally	Totals																						
Dog																								
Cat		6																						
Fish		7																						
Monkey		6																						
Tiger		3																						

<p><b>Tuesday</b></p> <p>Remember to have some exercise and mindfulness time</p>	<p>At least 15 minutes! Remember you can challenge your teacher and your friends as well!</p>	<p>Play Monty's Maths Wall and select 'Fractions of Numbers.'</p> <p>Play the games where you have to find halves.</p> <p><a href="https://mathsframe.co.uk/en/resources/resource/292/Montys%20Maths%20Wall">https://mathsframe.co.uk/en/resources/resource/292/Montys Maths Wall</a></p>	<table border="1" data-bbox="600 199 1019 422"> <thead> <tr> <th>COLOUR</th> <th>TALLY</th> <th>TOTAL</th> </tr> </thead> <tbody> <tr> <td>Red</td> <td>        </td> <td>13</td> </tr> <tr> <td>Orange</td> <td>   </td> <td>3</td> </tr> <tr> <td>Pink</td> <td>       </td> <td>7</td> </tr> <tr> <td>Blue</td> <td>           </td> <td>20</td> </tr> <tr> <td>Purple</td> <td>       </td> <td>7</td> </tr> <tr> <td>Yellow</td> <td>           </td> <td>17</td> </tr> <tr> <td>Green</td> <td>        </td> <td>15</td> </tr> <tr> <td>Other</td> <td>   </td> <td>3</td> </tr> </tbody> </table> <p>Look at the tally chart of favourite colours. Which is the most popular colour? Which is the least popular colour? How many children liked the colour blue the most? How many children took part in the survey altogether?</p>	COLOUR	TALLY	TOTAL	Red		13	Orange		3	Pink		7	Blue		20	Purple		7	Yellow		17	Green		15	Other		3	<p>Draw pictures for the words below and write the words.</p> <p>history heart imagine island</p>	<p>Can you learn the whole poem that you read yesterday?</p> <p>Draw pictures to help you.</p> <p>Practise saying the poem with expression and make up actions to go with the poem.</p>	<p>George the Sun Safe Superstar wears sun cream, wears a sunhat and puts on sunglasses to protect himself of sunny days.</p> <p>Create a poster to encourage other children to stay safe on hot days.</p> <p>Make your poster:</p> <ul style="list-style-type: none"> <li>-neat</li> <li>-eye-catching</li> <li>- have pictures and words</li> </ul>
COLOUR	TALLY	TOTAL																															
Red		13																															
Orange		3																															
Pink		7																															
Blue		20																															
Purple		7																															
Yellow		17																															
Green		15																															
Other		3																															
<p><b>Wednesday</b></p> <p>Remember to have some exercise and mindfulness time</p>	<p>At least 15 minutes! Remember you can challenge your teacher and your friends as well!</p>	<p>Work out what <math>\frac{1}{4}</math> of each number below is.</p> <p>8 24 28 44 100 120</p>	<p>Play the pictograph game below.</p> <p><a href="https://www.softschools.com/math/data_analysis/pictograph/games/">https://www.softschools.com/math/data_analysis/pictograph/games/</a></p> <p>Challenge: Draw your own pictograph for books where 1 book stands for 2 people instead of 1 book representing 1 person.</p>	<p>Write the sentences below and complete them using our words from this week.</p> <p>I have developed my _____ by reading lots of books.</p> <p>When I exercise my _____ starts to beat faster.</p> <p>It is _____ to brush your teeth twice a day.</p> <p>Can you _____ living on a small, beautiful _____?</p> <p>I _____ the birds singing happily when I was sitting in my garden.</p> <p>I am going to _____ how much exercise I do each day.</p>	<p>Can you remember the poem from yesterday?</p> <p>Practise saying it again using expression and with actions.</p> <p>Perform it to the people you live with!</p>	<p>Look at the musical instruments that children have made below.</p>     <p>What have they made and how do you think they have made them? Look for ideas with an adult for an instrument you could make. Then look for junk materials around your home that you could use. Design the instrument that you are going to make and label your design!</p>																											

<p><b>Thursday</b></p> <p><b>Remember to have some exercise and mindfulness time</b></p>	<p>At least 15 minutes! Remember you can challenge your teacher and your friends as well!</p>	<p>Play Monty's Maths Wall and select 'Fractions of Numbers.'</p> <p>Play the games where you have to find quarters.</p> <p><a href="https://mathsframe.co.uk/en/resources/resource/292/Montys%20Maths%20Wall">https://mathsframe.co.uk/en/resources/resource/292/Montys Maths Wall</a></p>	 <p>Number of children</p> <p>Favourite fruit</p> <p>Look at the bar chart and answer the questions. How many children liked apples the most? Which was the least popular fruit? Which was the most popular fruit? How many more children liked strawberries than bananas? How many children took part in the survey altogether?</p>	<p>Practise spelling this week's words.</p> <p>Look at a word.</p> <p>Say the word.</p> <p>Cover it up.</p> <p>Write the word.</p> <p>Check. Have you spelt it correctly?</p> 	<p>What is your favourite colour? Write a poem, starting with your favourite colour using ideas from the poem we have looked at this week. For example: <u>What is Blue?</u> What is blue? The sea is blue. Beautiful bluebells are blue too.</p> <p>Have fun with words and be creative!</p>	<p>Make the instrument that you designed yesterday. Ask an adult to help you and be careful with the resources that you use!</p> 														
<p><b>Friday</b></p> <p><b>Remember to have some exercise and mindfulness time</b></p>	<p>At least 15 minutes! Remember you can challenge you teacher and your friends as well!</p>	<p>Play 'Hit the Button' and select the 'halves' game.</p> <p><a href="https://www.topmarks.co.uk/maths-games/hit-the-button">https://www.topmarks.co.uk/maths-games/hit-the-button</a></p>	<p>Pretend you are a teacher looking at test scores. Look at the pictogram below and answer the questions.</p> <p>The pictogram below shows the number of marks obtained by 6 students in their maths exam out of 100 total marks.</p> <table border="1" data-bbox="616 1021 907 1173"> <thead> <tr> <th>Name</th> <th>Marks Obtained</th> </tr> </thead> <tbody> <tr> <td>Sara</td> <td>★★★★★★★★</td> </tr> <tr> <td>Zara</td> <td>★★</td> </tr> <tr> <td>Ali</td> <td>★★★★★</td> </tr> <tr> <td>Mary</td> <td>★★★★★★★★</td> </tr> <tr> <td>Gabriel</td> <td>★★★★★★</td> </tr> <tr> <td>Ahmed</td> <td>★★★★★★</td> </tr> </tbody> </table> <p>Key: ★ represents 10 marks</p> <p>Answer the following questions.</p> <ol style="list-style-type: none"> <li>How many marks did Ali get? _____</li> <li>Who got 100 out of 100 marks? _____</li> <li>How many more marks did Sara score than Zara? _____</li> <li>Who got 10 less than 100 marks? _____</li> <li>Name the students who got 60 marks in the exam? _____</li> </ol>	Name	Marks Obtained	Sara	★★★★★★★★	Zara	★★	Ali	★★★★★	Mary	★★★★★★★★	Gabriel	★★★★★★	Ahmed	★★★★★★	<p>Have a spelling test! How many words were you able to spell correctly from this week's list? Which words do you need to practise spelling?</p> 	<p>Write your poem out in best from yesterday.</p> <p>Can you write it all with joined-up handwriting?</p> <p>Illustrate your poem with pictures.</p>	<p>Write instructions that someone could follow to make the instrument that you made yesterday. Have the title as <u>How to Make a _____</u></p> <p>Include:</p> <ul style="list-style-type: none"> <li>• A list of things that are needed</li> <li>• Numbers</li> <li>• Diagrams (pictures)</li> <li>• Capital letters and full stops</li> </ul> <p>E.g. <u>How to Make a Guitar</u> Follow the instructions below to make a guitar. <u>You Will Need</u></p> <ul style="list-style-type: none"> <li>• an empty tissue box</li> <li>• elastic bands</li> <li>• sticky tape</li> <li>• paper to decorate</li> <li>• glue</li> </ul> <p><u>What to Do</u></p> <ol style="list-style-type: none"> <li>1. Get an empty tissue box and put five elastic bands over it.</li> </ol>
Name	Marks Obtained																			
Sara	★★★★★★★★																			
Zara	★★																			
Ali	★★★★★																			
Mary	★★★★★★★★																			
Gabriel	★★★★★★																			
Ahmed	★★★★★★																			