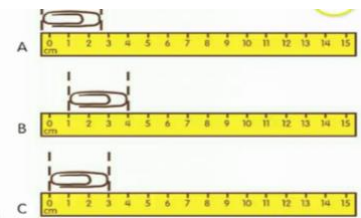
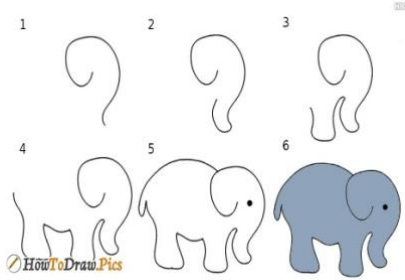
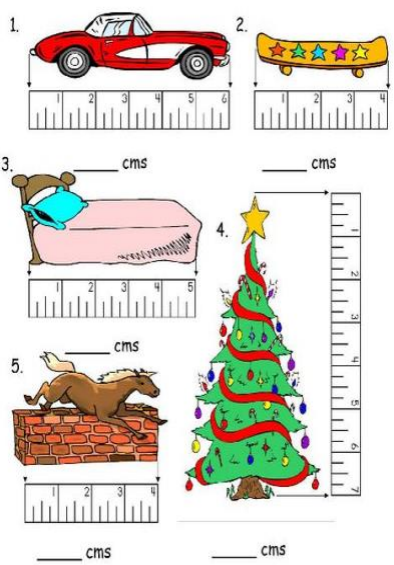
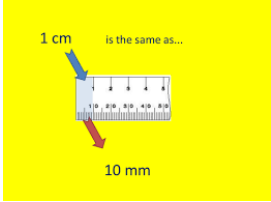





| 15.06.20 | TT Rockstars | Arithmetic | Maths | Spelling and Grammar | Main Literacy Activity | Topic |
|--|--|---|--|---|---|--|
| <p>Monday</p> <p>Remember to have some exercise and mindfulness time!</p> | <p>At least 15 minutes!</p> <p>Remember you can challenge your teacher and your friends as well!</p> | <p>What is 10 more than 210?</p> <p>What is 10 more than 376?</p> <p>What is 10 more than 945?</p> <p>What is 10 more than 503?</p> | <p>This week we are going to learn about measuring. Watch the video below. https://www.bbc.co.uk/bitesize/topics/z4nsgk7/articles/zqf4cwx</p> <p>Learn the facts below. mm stands for millimetres cm stands for centimetre m stands for metre km stands for kilometre</p> <p>1cm = 10mm 1m = 100cm 1km = 1000m</p> | <p>Read the words below.</p> <p>sparkly cuddly crumbly wrinkly tickly</p> <p>Discuss what each word means. You could use a dictionary to check!</p> | <p>Find out what the words below mean and write their definitions. Draw a picture for each word too.</p> <p>cave- sheltering- pale- waterfall-</p> | <p>Science</p> <p>What can you remember about friction? Watch the video below. https://www.bbc.co.uk/bitesize/articles/zvp8jhv</p> <p>Answer the questions.</p> <ol style="list-style-type: none"> 1. What is friction? 2. Does friction slow down a moving object? 3. Does a rough surface produce more friction than a smooth surface? |
| <p>Tuesday</p> <p>Remember to have some exercise and mindfulness time!</p> | <p>At least 15 minutes!</p> <p>Remember you can challenge your teacher and your friends as well!</p> | <p>What is 10 more than 874?</p> <p>What is 10 more than 376?</p> <p>What is 10 more than 102?</p> <p>What is 10 more than 118?</p> | <p>Can you remember the facts from yesterday? Watch the video below. https://www.bbc.co.uk/bitesize/ze/clips/zshsb9q</p> <p>Now look at the picture below. Which picture shows the correct way to measure?</p>  | <p>Draw pictures for the words below and write the words.</p> <p>sparkly cuddly crumbly wrinkly tickly</p> | <p>Read the story below. It is about Elmer and a rainbow.</p> <p>https://www.youtube.com/watch?v=Na_2jHMkoMw</p> <p>Then, retell the story to an adult.</p> | <p>Art</p> <p>Follow the steps to draw an elephant.</p>  <p>Colour it however you like!</p> |

| | | | | | | |
|--|---|---|--|---|---|--|
| <p>Wednesday</p> <p>Remember to have some exercise and mindfulness time!</p> | <p>At least 15 minutes! Remember you can challenge your teacher and your friends as well!</p> | <p>What is 100 more than 210?</p> <p>What is 100 more than 376?</p> <p>What is 100 more than 945?</p> <p>What is 100 more than 503?</p> | <p>Complete the activity below:</p> <p>Write how long each item is in centimetres.</p>  | <p>Write the sentences below and complete them using our words from this week.</p> <ol style="list-style-type: none"> Some material can feel _____ on your skin. I saw a _____ necklace in the shop window, Some cheese is quite _____. My friend bought be a _____ teddy bear. When I have been in the bath for a long time, the skin on my hands starts to look _____. | <p>Read the story about Elmer and the rainbow.</p> <p>https://www.youtube.com/watch?v=N_a_2jHMkoMw</p> <p>Design your own front cover for the story.</p> | <p>Spanish</p> <p>Sing the song below.</p> <p>https://www.youtube.com/watch?v=8ydJr1ls8xl</p> <p>Then, practise saying and writing the numbers in Spanish.</p> <ol style="list-style-type: none"> uno dos tres cuatro cinco seis siete ocho nueve diez |
| <p>Thursday</p> <p>Remember to have some exercise and mindfulness time!</p> | <p>At least 15 minutes! Remember you can challenge your teacher and your friends as well!</p> | <p>What is 100 more than 874?</p> <p>What is 100 more than 376?</p> <p>What is 100 more than 102?</p> <p>What is 100 more than 118?</p> | <p>1cm = 10mm</p> <p>Convert the measurements in centimetres to millimetres. The first one has been done for you.</p> <p>9cm = 90mm</p> <p>8cm = _____</p> <p>5cm = _____</p> <p>10 cm = _____</p> <p>6cm = _____</p> <p>2cm = _____</p> <p>7cm = _____</p> <p>17cm = _____</p> <p>21cm = _____</p> <p>30 cm = _____</p>  | <p>Practise spelling this week's words.</p> <p>Look at a word.</p> <p>Say the word.</p> <p>Cover it up.</p> <p>Write the word.</p> <p>Check. Have you spelt it correctly?</p>  | <p>Write a character description about Elmer.</p> <p>What does he look like?</p>  <p>Where does he live?</p> <p>What is his personality like?</p> <p>What does he like doing?</p> <p>Remember capital letters and full stops.</p> | <p>Geography</p> <p>Learn about maps and keys using the link below.</p> <p>Watch the videos and complete the quiz.</p> <p>https://www.bbc.co.uk/bitesize/articles/zvxwjhw</p> |

| | | | | | | |
|--|---|--|--|--|--|--|
| <p>Friday</p> <p>Remember to have some exercise and mindfulness time</p> | <p>At least 15 minutes!</p> <p>Remember you can challenge you teacher and your friends as well!</p> | <p>Find 10 more of the numbers below.</p> <p>121 346 765 243 198</p> <p>Now find 100 more of the numbers.</p> <p>121 346 765 243 198</p> | <p>Work out the answers to the word problems below.</p> <ol style="list-style-type: none"> 1. There were two pieces of string. One piece of string was red and 80cm long and the other piece of string was blue and 30cm long. How much longer was the red piece of string than the blue piece of string? 2. If 1cm is the same as 10mm. How many millimetres is 35cm? 3. There are 100 centimetres in a metre. How many centimetres is 5 metres? 4. A rabbit hopped 3 metres across a field, Then it had a rest and hopped another 8 metres. How many metres did it hop in total? 5. | <p>Have a spelling test!</p> <p>How many words were you able to spell correctly from this week's list? Which words do you need to practise spelling?</p>  | <p>Elmer spread happiness in the story.</p> <p>How can you spread happiness?</p> <p>Draw 6 different ways. It may be by smiling at other people or by giving someone a compliment.</p> | <p><u>Mindfulness</u></p> <p>Thing of 3 good things you are going to do this weekend.</p> <p>Then, make yourself comfortable and do the 'Rainbow Breath' activity using the link below.</p> <p>https://www.youtube.com/watch?v=O29e4rRMv4</p> |
|--|---|--|--|--|--|--|