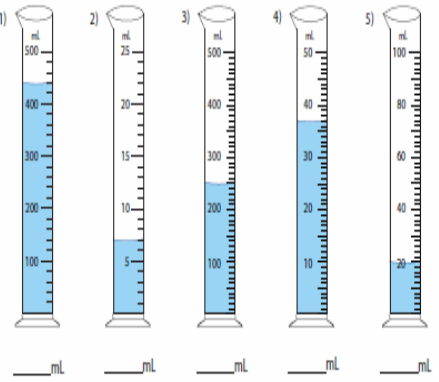





	TT Rockstars	Arithmetic	Maths	Spelling and Grammar	Main Literacy Activity	Topic
Monday Remember to have some exercise and mindfulness time!	At least 15 minutes! Remember you can challenge your teacher and your friends as well!	<p>What is 10 less than 250?</p> <p>What is 10 less than 394?</p> <p>What is 10 less than 931?</p> <p>What is 10 less than 525?</p>	<p>This week we are going to learn more about measuring.</p> <p>We measure liquid in millilitres (ml) and litres (l). There are 1000ml in a litre.</p> <p>Watch the video below. <a href="https://www.bbc.co.uk/bitesize/clips/z48q6sg">https://www.bbc.co.uk/bitesize/clips/z48q6sg</a></p> <p>Then, with an adult, find 6 different bottles of liquid and write down the measurements you can see.</p> <p>Example: Shampoo 300ml</p>	<p>Read the words below.</p> <p>wobbly wiggly prickly bubbly sensibly</p> <p>Discuss what each word means. You could use a dictionary to check!</p>	<p>Watch the video called 'Treasure' on the Literacy Shed website. <a href="https://www.literacyshed.com/treasure.html">https://www.literacyshed.com/treasure.html</a></p> <p>Answer the questions below.</p> <p>Where was the lady? What was she looking for? Why do you think she was looking for things? How do you think the lady was feeling when she was sitting in the chair at the end?</p>	<p>Earlier in the year we learnt about fossils.</p> <p>Watch the video about a fossil hunter called Mary Anning and complete the quiz. <a href="https://www.bbc.co.uk/bitesize/topics/zd8fv9q/articles/zf6yb82">https://www.bbc.co.uk/bitesize/topics/zd8fv9q/articles/zf6yb82</a></p>
Tuesday Remember to have some exercise and mindfulness time!	At least 15 minutes! Remember you can challenge your teacher and your friends as well!	<p>What is 10 less than 185?</p> <p>What is 10 less than 477?</p> <p>What is 10 less than 598?</p> <p>What is 10 less than 638?</p>	<p>There are 1000ml in a litre.</p> <p>1 litre = 1000ml</p> <p>How many millilitres are there in...</p> <p>3 litres = 2 litres = 4 litres = 5 litres = 7 litres =</p>	<p>Draw pictures for the words below and write the words.</p> <p>wobbly wiggly prickly bubbly sensibly</p>	<p>Watch the video again. <a href="https://www.literacyshed.com/treasure.html">https://www.literacyshed.com/treasure.html</a></p> <p>Make a list of all the things that the lady found using adjectives.</p> <p>Example: old, broken umbrella</p>	<p>What are fossils? Use the links below to find out about fossils. Then, create an information poster all about fossils. <a href="https://kids.britannica.com/kids/article/fossil/353144#:~:text=Fossils%20are%20the%20remains%20or,earth%20that%20once%20lay%20underwater">https://kids.britannica.com/kids/article/fossil/353144#:~:text=Fossils%20are%20the%20remains%20or,earth%20that%20once%20lay%20underwater</a></p> <p><a href="https://www.bbc.co.uk/bitesize/topics/z9bbkqt/articles/z2ym2p3">https://www.bbc.co.uk/bitesize/topics/z9bbkqt/articles/z2ym2p3</a></p>

<p>Wednesday</p> <p>Remember to have some exercise and mindfulness time!</p>	<p>At least 15 minutes! Remember you can challenge your teacher and your friends as well!</p>	<p>What is 100 less than 250?</p> <p>What is 100 less than 394?</p> <p>What is 100 less than 931?</p> <p>What is 100 less than 525?</p>	<p>Read the measurements on the cylinders.</p>  <p>1) _____ ml    2) _____ ml    3) _____ ml    4) _____ ml    5) _____ ml</p>	<p>Write the sentences below and complete them using our words from this week.</p> <ol style="list-style-type: none"> <li>The teacher told the children to line up _____.</li> <li>The chair legs were _____ and then the whole chair collapsed.</li> <li>Some bushes are _____ so you have to be careful touching them.</li> <li>Some plastic is _____ and you can wrap objects in it to protect them.</li> <li>The _____ worm moved across the wall.</li> </ol>	<p>Watch the video clip again.  <a href="https://www.literacyshed.com/treasure.html">https://www.literacyshed.com/treasure.html</a></p> <p>What was the best object that the lady found?</p> <p>How do you know?</p> <p>What did she do with it?</p> <p>Draw the object.</p>	<p>Learn the days of the week in Spanish. Practise saying them and spelling them using the video.</p> <p><a href="https://www.youtube.com/watch?v=C4fREj60Crk">https://www.youtube.com/watch?v=C4fREj60Crk</a></p> <p>lunes martes  miércoles  jueves viernes  sábado domingo</p>
------------------------------------------------------------------------------	-----------------------------------------------------------------------------------------------	-----------------------------------------------------------------------------------------------------------------------------------------	------------------------------------------------------------------------------------------------------------------------------------------------------------------------------------------------------------------	-------------------------------------------------------------------------------------------------------------------------------------------------------------------------------------------------------------------------------------------------------------------------------------------------------------------------------------------------------------------------------------------------------------------------------------------------------------------	----------------------------------------------------------------------------------------------------------------------------------------------------------------------------------------------------------------------------------------------------------------------------------	-----------------------------------------------------------------------------------------------------------------------------------------------------------------------------------------------------------------------------------------------------------------------------------------------

<p>Thursday</p> <p>Remember to have some exercise and mindfulness time!</p>	<p>At least 15 minutes! Remember you can challenge your teacher and your friends as well!</p>	<p>What is 100 less than 185?</p> <p>What is 100 less than 477?</p> <p>What is 100 less than 598?</p> <p>What is 100 less than 638?</p>	<p>Play the capacity countdown game on the ICT Games website.</p> <p><a href="http://www.w.ictgames.com/mobilePage/capacity/index.html">http://www.w.ictgames.com/mobilePage/capacity/index.html</a></p>	<p>Practise spelling this week's words: Look at a word. Say the word. Cover it up. Write the word. Check. Have you spelled it correctly?</p>	<p>Write a description of the lady.  <a href="https://www.literacyshed.com/treasure.html">https://www.literacyshed.com/treasure.html</a></p> <p>What does she look like?  Where does she live?  What does she do?</p>  <p>Remember capital letters and full stops. Include adjectives in your work.</p>	<p>The lady in the story from this morning found objects that other people saw as junk.</p> <p>Look around your home with an adult and make your own pencil holder using junk materials. Be careful and have fun!</p>	
-----------------------------------------------------------------------------	-----------------------------------------------------------------------------------------------	-----------------------------------------------------------------------------------------------------------------------------------------	----------------------------------------------------------------------------------------------------------------------------------------------------------------------------------------------------------	----------------------------------------------------------------------------------------------------------------------------------------------	----------------------------------------------------------------------------------------------------------------------------------------------------------------------------------------------------------------------------------------------------------------------------------------------------------------------------------------------------------------------------------------------------------	-----------------------------------------------------------------------------------------------------------------------------------------------------------------------------------------------------------------------	--------------------------------------------------------------------------------------

<p>Friday</p> <p>Remember to have some exercise and mindfulness time</p>	<p>At least 15 minutes!</p> <p>Remember you can challenge you teacher and your friends as well!</p>	<p>Find 10 less than each of the numbers below.</p> <p>361 289 176 444 328 973</p> <p>Now find 100 less than each of the numbers below.</p> <p>361 289 176 444 328 973</p>	<p>Work out the answers to the word problems below.</p> <ol style="list-style-type: none"> <li>Mia had 500ml of water in her bottle. She drank 200ml. How much water did she have left?</li> <li>Mr Smith had 2 bottles of orange juice. Each bottle had 250ml of juice in it. How much orange juice did he have altogether?</li> <li>If there are 2 litres of fizzy drink in a bottle of pop. How many litres are there in 4 bottles?</li> <li>Jake has to choose between two cartons of drink. One had 250ml of juice inside and the other had 300ml of juice inside it. Jake was feeling very thirsty. Which drink should he choose and why?</li> </ol>	<p>Have a spelling test!</p> <p>How many words were you able to spell correctly from this week's list?</p> <p>Which words do you need to practise spelling?</p> 	<p>Imagine you find a piece of treasure that you really like.</p> <p>Draw what it would look like.</p> <p>Write sentences to describe it. Remember to include lots of adjectives!</p>	<p><u>Mindfulness</u></p> <p>Reflect on this week. Write down three things that you have learnt.</p> <p>Use the link below for a mindfulness activity! Get ready to relax at the weekend.</p> <p><a href="https://www.youtube.com/watch?v=1ZP-TMr984s">https://www.youtube.com/watch?v=1ZP-TMr984s</a></p>
--------------------------------------------------------------------------	-----------------------------------------------------------------------------------------------------	--------------------------------------------------------------------------------------------------------------------------------------------------------------------------------------------------------------------	------------------------------------------------------------------------------------------------------------------------------------------------------------------------------------------------------------------------------------------------------------------------------------------------------------------------------------------------------------------------------------------------------------------------------------------------------------------------------------------------------------------------------------------------------------------------------------------------------------------------------------------------------------	-----------------------------------------------------------------------------------------------------------------------------------------------------------------------------------------------------------------------------------------------------	---------------------------------------------------------------------------------------------------------------------------------------------------------------------------------------	------------------------------------------------------------------------------------------------------------------------------------------------------------------------------------------------------------------------------------------------------------------------------------------------------------