

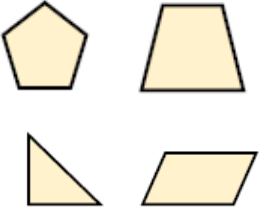

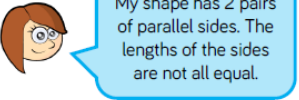


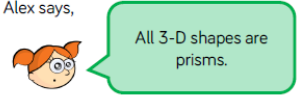


Week beginning: 27.04.20	Arithmetic	Maths	Literacy	Spellings	Topic
<p>Monday</p> <p>Remember to have some exercise and mindfulness time</p> <p>Keep Practising TT Rockstars too!</p>	<p>Count backwards in 3s from 100.</p> <p>What is the last number in this number pattern?</p>	<p>Recap on 2-D and 3-D shapes</p> <p>https://www.bbc.co.uk/bitesize/topics/zjv39j6</p> <p>Complete the quiz – What are 3-D shapes?</p>	<p>Dick Whittington</p> <p>https://www.oxfordowl.co.uk/api/interactives/27299.html</p> <p>Read or listen (audio) to:</p> <p>Chapter 1 – Streets Paved with Gold</p> <p>Chapter 2 – Little Puss</p>  <p>Pg 10. What makes Dick think that in London the 'streets are paved with gold'?</p> <p>Pg 12. What made him change his mind about London?</p> <p>Pg 15. Why did Dick feel the sounds in his throat?</p> <p>Pg 18-19 Draw a picture of what Dick might have dreamt?</p>	<p>Focus: the -ly suffix</p> <p>When a word ending in -le is turned into an adverb, the suffix -ly is added but the 'e' at the end of the root word is dropped.</p> <p>For example:</p> <p>humble = humbly fiddle = fiddly drizzle = drizzly</p> <p>Look, cover, write, check - the spellings below.</p> <p>simply, muscly, twinkly, wobbly, bubbly, idly, gently, freckly, prickly, horribly, possibly, responsibly</p>	<p>Science</p> <p>https://www.bbc.co.uk/bitesize/topics/zbssgk7/articles/z2s4xfr</p> <p>Light and Dark</p> <p>Watch and read:</p> <p>What is light? What is reflection?</p>  <p>Design a poster showing the facts about light and dark.</p>
<p>Tuesday</p> <p>Remember to have some exercise and mindfulness time</p> <p>Keep Practising TT Rockstars too!</p>	<p>Magic number is 50.</p> <p>How many ways can you make 50?</p> <p>Use all the signs + - x ÷</p> <p>Show 2 for each symbol.</p>	<p>2-D Shapes</p> <p>Choose one of these 2-D shapes and describe it to your family. Think about the angles, types of lines – lines of symmetry, parallel or perpendicular?</p> 	<p>Dick Whittington</p> <p>https://www.oxfordowl.co.uk/api/interactives/27299.html</p>  <p>Read or listen to:</p> <p>Chapter 3 – Nobody Can Stop You Dreaming</p> <p>Chapter 4 – Quite Grand</p> <p>Find the definitions for: jeer, skitter, dawdle</p>	<p>Focus: -ly suffix</p> <p>Can you guess the words?</p> <p><u>What am I?</u></p> <p>My first letter is 'f' and I am dots on skin.</p> <p>I am this because I do lots of exercise and my first letter is 'm'.</p> <p>Hedgehogs are this and my first letter is 'p'.</p> <p>Stars are this and my first letter is 't'.</p>	<p>PSHE</p> <p>The Lion and The Mouse</p> <p>https://www.kidsworldfun.com/shortstories_lionandmouse.php</p> <p>The moral of the story is: Small acts of kindness will be rewarded greatly.</p> <p>Can you write your own moral for the story?</p>

<p>Wednesday</p> <p>Remember to have some exercise and mindfulness time Keep Practising TT Rockstars too!</p>	<p>Use your formal strategies taught in class to solve these problems:</p> <p>589 + 79 = 589 + 87 = 389 – 58 = 700 – 189 =</p>	<p>2-D Shapes</p> <p>Rosie describes a 2-D shape.</p>  <p>My shape has 2 pairs of parallel sides. The lengths of the sides are not all equal.</p> <p>Draw the shape that Rosie is describing.</p>	<p>Dick Whittington https://www.oxfordowl.co.uk/api/interactives/27299.html</p> <p>Read or listen to: Chapter 5 – A Venture Chapter 6 – Turn Again Pg 42 – Imagine you are Dick, what would you be thinking? Draw a thought bubble and write your ideas.</p>  <p>Pg 45. Reflect on a time where you never gave up! Share it with your family and share the story too.</p>	<p>Focus: -ly suffix</p> <p><u>What Am I?</u></p> <p>Using the words from the spelling list, write some examples of your own 'What Am I'?</p>	<p>ART – Henri Matisse https://www.bing.com/videos/search?q=henri+matisse+for+kids&docid=608035169669416317&mid=B461A56EC259F69F6ABFB461A56EC259F69F6ABF&view=detail&FORM=VIRE</p> <p>Learn about the life of Henri Matisse</p>
<p>Thursday</p> <p>Remember to have some exercise and mindfulness time Keep Practising TT Rockstars too!</p>	<p>Use your formal strategies taught in class to solve these problems:</p> <p>82 x 3 = 77 x 4 = 32 ÷ 4 = 250 ÷ 5 =</p>	<p>3-D Shapes</p> <p>Describe these shapes to your family.</p> 	<p>Dick Whittington https://www.oxfordowl.co.uk/api/interactives/27299.html</p> <p>Read or listen to: Chapter 7 – Pearls and Kittens Chapter 8 – A Merchant Gentleman</p> <p>Puss is more important to Dick than all the treasures in the world. Write 3 things that are precious to you.</p> <p>What is your favourite part in the last chapter? Justify your answer.</p>	<p>Focus: -ly suffix</p> <p>Write 5 sentences from the spellings you have been learning this week.</p>	<p>ART – Henri Matisse https://www.bing.com/videos/search?q=henri+matisse+for+kids&docid=608035169669416317&mid=B461A56EC259F69F6ABFB461A56EC259F69F6ABF&view=detail&FORM=VIRE</p> <p>Have a go at following the instructions to complete a piece of art in the style of Henri Matisse.</p>

<p>Friday</p> <p>Remember to have some exercise and mindfulness time</p> <p>Keep Practising TT Rockstars too!</p>	<p>Can you spot any patterns on the times table you are practising?</p> <p>Explain the patterns found to your family.</p>	<p>Mo has a 3-D shape, he says,</p>  <p>What could Mo's shape be?</p> <p>Alex says,</p>  <p>Do you agree with Alex? Explain why.</p>	 <p>Choose an activity below to complete.</p> <p>LOST poster for Puss. Design the ship Dick Whittington sailed on. Write a short poem about Dick Whittington's life. A timeline journey of what happened to Dick Whittington. Book cover design. Job description for the Mayor of London.</p>	<p>Focus: -ly suffix</p> <p>Rewrite this passage with the correct spellings</p> <p><u>The Loose Tooth</u></p> <p>One drizzley Monday morning, I realised that I had a loose tooth. I simppley couldn't believe it! I gently pushed it with my tongue. It was very wobbly and it hurt horribly. My mum said I had to eat crumbbly food so that I didn't have to chew it. It was terribly difficult. Eventually, even though it was fiddley, I managed to pull my tooth out. The Tooth Fairy left me some money under my pillow, which made me quite giggley!</p>	<p>Design and Technologoy</p> <p>https://www.youtube.com/watch?v=dxCSU-NoblU</p> <p>Watch – How to make a paper rat origami – easy tutorial.</p> <p>Have a go. Enjoy!</p>
--	---	--	--	---	---