



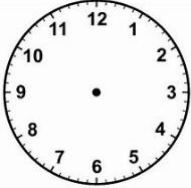




Week 6 WB: 11.05.20	Phonics Each day there will be a sound to practise and spellings to learn. If you want to practise these sounds, you can visit www.phonicsplay.co.uk and play dragon's den, picnic on Pluto or buried treasure. Go to the Phase 5 section.	Literacy If the children are asked to write please remind them to use a capital letter, a full stop and finger spaces between words. Any chance to practise their neat handwriting will help.	Maths Please count everyday with your child. Challenge them to count the different objects around your house. E.g., How many windows are there? www.topmarks.co.uk has many fun counting activities.	Topic	Daily Mindfulness Task
Monday	Sound of the day: j How many words can you think of that contain the sound j ? Write them down in a list. Here's a few to start you off: Jam, jelly, juice... Spellings to learn: Write these in your book 5 times, then write them in a sentence: one once ask friend	'Superworm' – Julia Donaldson: this week, the literacy activities will all be based on the same book. We advise that the children watch the video every day before they begin their activity to refresh their memories! https://www.youtube.com/watch?v=0keNDquvZEE Activity: what is your favourite part of the story? Draw a picture to show this. Challenge: use the word 'because' in your writing to tell us why that is your favourite part!	Numbers to 50: Count forwards to 50 whilst standing on one leg. Count from 50 to 0 whilst standing on the other leg! Recognising money: Have a look at a 1p, 2p, 5p, 10p, 20p and 50p coin. Can you arrange these in order from the smallest amount to the largest? Challenge: Can you arrange them again, starting with the largest amount?	RE: Islam - Ramadan We are currently in the month of Ramadan and many of the 1.6 billion Muslims all over the world will be fasting. Activity: Become experts! Watch: https://www.youtube.com/watch?v=qFU9Cb0D6Io Research about Ramadan and write 5 interesting facts that you find! It could be about what Ramadan is or the key things that Muslims do during this time. You might want to tell us what you and your family do during this time. Please note: you may write more than 5 if you wish. Share as much knowledge as you can with your teachers! 😊	Happy List! List 5 things that make you really, really happy! Miss Smith and Mrs Singh will put their cats, Toby and Loki on their lists. Miss Roome would put her dog, Pepsi.
Tuesday	Sound of the day: v How many words can you think of that contain the sound v ?	Superworm - Julia Donaldson: re-watch the video	Doubles – practise on: https://www.topmarks.co.uk/maths-games/hit-the-button	Science: Nature Walk Go outdoors! Can you find any of the insects	Spider Power! Yoga – Cosmic Kids

	<p>Write them down in a list. Here's a few to start you off: <i>Van, volcano...</i></p> <p>Spellings to learn: Write these in your book 5 times, then write them in a sentence: school put push pull</p>	<p>https://www.youtube.com/watch?v=0keNDquvZEE</p> <p>Activity: can you remember when we learned about question marks? They go at the end of a question and look like this → ? Imagine you get the chance to meet Superworm – what questions would you want to ask? Think of 3 questions you'd want to ask and write them down. Miss Roome would want to ask:</p> <ul style="list-style-type: none"> • What is your favourite part about helping the animals? 	<p>Select 'doubles'</p> <p>Recognising money: Recap the coins you looked at yesterday: 1p, 2p, 5p, 10p, 20p and 50p. Arrange them in order again, starting with the smallest.</p> <p>Now look at a £1 and £2 coin. Where would these two coins go if we wanted to put them in order too?</p> <p>Activity: draw each coin in order and label them, starting with the smallest - 1p. It should end up looking something like:</p>  <p>Take extra care looking at the size and shape of each coin.</p>	<p>that we met in Superworm? You might see some ants or even Superworm himself! Make a list of what you see, draw them or take</p>  <p>photos. Put your findings into your books.</p>	<p>https://www.youtube.com/watch?v=fnO-IGEMOXk</p>
Wednesday	<p>Sound of the day: w How many words can you think of that contain the sound w? Write them down in a list.</p>	<p>Superworm - Julia Donaldson: re-watch the video</p>	<p>Number bonds: https://www.topmarks.co.uk/ Play 'Hit the Button' game. Has anyone beat Miss</p>	<p>PE: Bug Bootcamp! Can you leap like a frog 10 times?</p>	<p>Rainbow Breath</p>

	<p>Here's a few to start you off: <i>Wind, woman, watch...</i></p> <p>Spellings to learn: Write these in your book 5 times, then write them in a sentence: full house our they</p>	<p>https://www.youtube.com/watch?v=0keNDquvZFE</p> <p>Not only did we learn about question marks but we also learned about exclamation marks too. Activity: write 3 sentences about <i>Superworm</i> that would need an exclamation mark at the end. For example: 'Superworm is amazing!' 'Superworm is a hero!'</p> <p><i>Don't forget your capital letters and finger spaces too!</i></p>	<p>Roome's score of 44 yet? Remember: points make prizes!</p> <p>Word Problem Wednesday! Write out the problem and then write the answers in your books. You might want to draw</p> <p>Miss Smith finds 13 ladybirds outside and Mrs Singh finds 6. How many ladybirds do they have altogether?</p>  <p>Challenge: Miss Roome finds 3 more. How many ladybirds do all the teachers have altogether?</p>	<p>Can you wriggle across the floor like Superworm? Can you flap your wings 10 times like a butterfly? Challenge: What other bugs can you bring to the Bootcamp? Think of your own exercise and try it out!</p> 	<p>https://www.youtube.com/watch?v=O29e4rRMv4</p>
Thursday	<p>Sound of the day: x How many words can you think of that contain the sound x? Write them down in a list. Here's a few to start you off: <i>Fox...</i></p> <p>Phase 3 tricky words: he, she, we, me, be, you, all, are, her, was, they, my. These are all tricky words from our phase 3 phonics. Can you spell them all without looking?</p>	<p>Superworm - Julia Donaldson: re-watch the video https://www.youtube.com/watch?v=0keNDquvZFE</p> <p>Remember when we learned about adjectives? They are words that describe something or someone. Activity: how many adjectives can you think</p>	<p>Count to 100: https://www.youtube.com/watch?v=0TgLf3PMOc https://www.primarygames.co.uk/pg2/splat/splatsq100.html</p> <p>Time - O'clock:</p>	<p>PSHE – Local Heroes Poster During these strange times, there are many people working very hard to help the people who are poorly. They might work for the NHS, they might be a postman/woman, they might be a delivery driver etc. They are all still working hard to keep the country going.</p>	<p>Enjoyment: Say 'today I really enjoyed...' and say 3 things that you have really enjoyed today. Miss Roome's example: 'Today, I</p>

	<p>Choose 5 and put them into sentences that make sense. Challenge: how many can you use in one sentence? But don't forget, it still needs to make sense!</p>	<p>of to describe Superworm? Now put 2 of those words into a sentence. For example: Superworm is helpful. Superworm is kind. Challenge: can you use the word 'and' to join your sentences together? Can you use the word 'because' to explain why?</p>	<p>Draw 3 blank clock faces in your books, similar to this:</p>  <p>O'clock is when the big hand is <u>always</u> on the 12 and the small hand is on another number. For example: if it was 3 o'clock, the big hand would be on the 12 and the small hand would be on the 3:</p>  <p>Activity: on your blank clock faces, draw and label the following: Clock 1: 2 o'clock Clock 2: 6 o'clock Clock 3: 10 o'clock</p>	<p>You may have seen lots of children are creating drawings and putting them in their windows for others to see when they're walking. Activity: be creative! Draw a picture that represents these workers. You might want to choose one e.g. a nurse/doctor. You might want to draw all of the key workers. You might want to just draw a rainbow. Whatever you decide, it's up to you! Either put them in your window or in your books so we can see them! Some ideas:</p> 	<p>really enjoyed sitting in the garden, reading my book and calling my mum.'</p>
Friday	<p>Sound of the day: y How many words can you think of that contain the sound y? Write them down in a list. Here's a few to start you off:</p>	<p>Superworm - Julia Donaldson: re-watch the video https://www.youtube.com/watch?v=0keNDquvZEE</p>	<p>Time – o'clock and half past: Get your parents to test you on what you learned yesterday. E.g. what would 4 o'clock look like?</p>	<p>Love to Read: 1. Choose one of your favourite books.</p>	<p>The Very Hungry Caterpillar</p>

Yellow, yes...

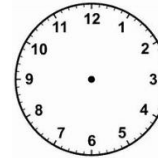
Phase 4 tricky words:
said, have, like, so, do, some, come, little, one, were, out, what, when, there.

These are all tricky words from our phase 4 phonics. Can you spell them all without looking? Choose 5 and put them into sentences that makes sense. Challenge: how many can you use in one sentence? But don't forget, it still needs to make sense!

****Get creative!****

Activity: create a picture/drawing of Superworm doing something SUPER! Superworm could be helping someone or being kind to others. Maybe he could be a superhero rescuing people! What SUPER thing is your Superworm doing? Use your artistic skills to show us!

Draw 3 blank clock faces in your books, similar to this:




Half past is when the big hand is always on the 6 and the small hand is on another number. For example, this is half past 2:



Notice how the small hand is half way between 2 and 3.

Activity: on your blank clock faces, draw and label the following:
Clock 1: half past 2
Clock 2: half past 6
Clock 3: half past 10

2. Find a comfortable place. It could be your favourite place to sit or you could make a reading den.
3. Relax, find your calm and enjoy one of your favourite books, either with an adult or by yourself.
4. Go and tell someone in your house what your favourite part is and why. You might want to tell them why they should read the book too!



<https://www.youtube.com/watch?v=xhWDiQRrC1Y>