

Nature is full of great opportunities in turning natural objects into musical instruments...

## Maracas

### You will need


- An empty, clean tin can (with the label removed)



- A balloon




- Elastic bands




- A handful of seeds, rice, lentils, nuts or small stones



- 1 Put your loose materials into your tin can.




- 2 Stretch the balloon over the open end of the tin.



Be careful of sharp edges.

- 3 Once in place, secure it with elastic bands.



- 4 Give it go - shake your maraca!



## Grass whistle

### You will need

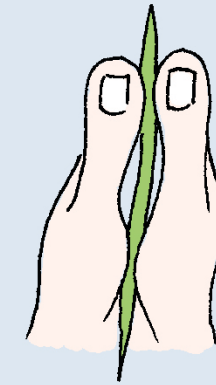
- A wide blade of grass



- Your two thumbs



- 1 Hold the grass taut between your thumbs.



- 2 Blow into the gap between your thumbs until you hear a whistle.

If you don't hear anything at first, try re-positioning the grass between your thumbs. Don't worry - it can take a bit of practice!

